

TECHNICAL SPECIFICATION SHEET

ZDL7260NLSS / ZDL7260NLRSS



PRODUCT SPECIFICATIONS

- Available with 55 & 60mm backset
- Case size (55mm backset) - 85 x 165mm
- Case size (60mm backset) - 90 x 165mm
- Face plate - 235 x 22 x 3mm
- Stainless Steel latch bolt
- Stainless Steel anti thrust snib
- Includes grip tight follower spring
- Includes anti-rattle strike and dust box
- Available in square & radius profiles
- All factory QC tested
- Tested to BS EN 12209 : 2003
- FD 30/60 timber door tested
- Certifire tested - CF850
- 10 year mechanical guarantee

STANDARDS






SUITABILITY



ADDITIONAL INFO.



Category of use	Durability	Door Mass	Fire Resistance	Safety	Corrosion Resistance	Security	Field of Door	Type of Key	Type of Spindle	Key Identification
3	X	8	1	0	G	1	B	B	2	0

CODES	DESCRIPTION	FINISH	ADDITIONAL INFO.
ZDL7260NLSS	ZDL Din Lock Series	SS	Din Night Latch
ZDL7260NLRSS	ZDL Din Lock Series	SS	Din Night Latch - Radius
 <p>For more information please contact us today: Call: 01228 672900 Fax: 01228 672928 Email: sales@zoo-hardware.co.uk Web: www.zoohardware.co.uk</p> <p>ZOO Hardware Ltd, Unit B, Dukes Drive Kingmoor Park North, Carlisle, Cumbria CA6 4SH</p>		  <p>URS is a member of Registrar of Standards (Holdings) Ltd.</p>	